


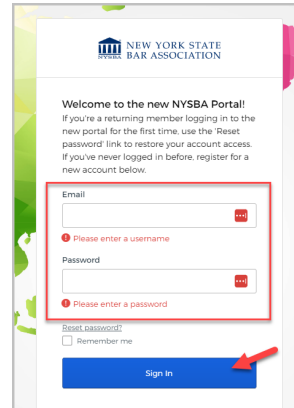
## Online Committee Nominations

### Login to Portal and Complete Form

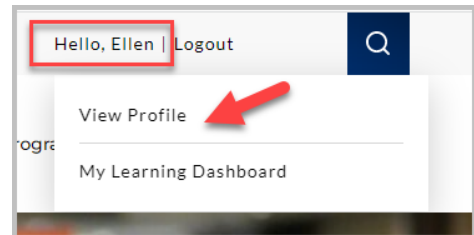
- Navigate to the NYSBA website and click “Login” in the upper right corner



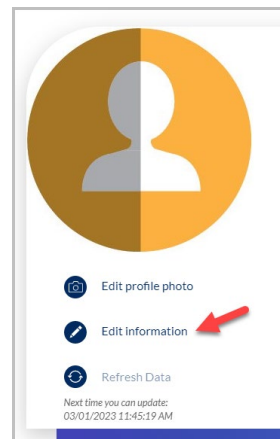
- Enter your credentials and sign in



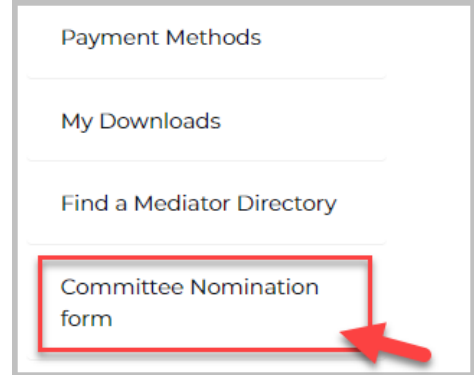
- Hover over your name in the upper right corner and click “View Profile”



- Click “Edit information” on your profile page



- Click on the “Committee Nomination form” tab in the left column



- Indicate who you are nominating (self, someone else) and click “Next”
- Follow prompts and enter required information



A screenshot of a form with the following content:

\*Are you nominating your self or someone else?

Self

Someone Else